

Dear First Grade Families,

We're so very proud of how our First Graders transitioned to Remote Learning to end this year on a strong note by choosing a positive attitude and continuing to put a wonderful effort toward learning new curriculum. Way to go, Upper Primary students and families!!

As summer approaches, we want to encourage students to keep their skills sharp by completing activities that strengthen, support, and extend their current knowledge base. In order to keep the brain active and continue building a solid foundation for learning as students prepare for Second Grade, we strongly recommend that your child engage in the following suggested activities throughout the summer to work towards meeting and exceeding the expectations below. Remember to let your child be your guide. They will embrace learning if you are smiling, relaxed and enjoying learning with them. Also, please remember that all children progress differently, and we will continue to move your child forward, in partnership with you, when the new school year begins.

**Corbett Prep is extending and paying for our students to go online and review/extend the skills taught this school year. We highly encourage you to have your child utilize these websites to reinforce skills over the summer months. The websites available are MyOn, IXL and Reflex (3 green lights per week).**

#### **Basic Expectations to Review for First Grade Language Arts:**

- Be able to read, spell and write the Pre-Primer, Primer and First Grade words on the attached Dolch Word list.  
\*Once those are mastered, feel free to move on to subsequent lists.
- Be able to express ideas as complete thoughts in writing with appropriate capitalization, punctuation and spacing.
- Be able to retell a story that has been read independently or read to them including important details and appropriate sequence of events.

#### **Suggested Activities for Continuous Review and Reinforcement for Language Arts:**

- Read, read, read! (See attached Reading at Home sheet for suggestions.)
  - \* Remember that MyOn and archive.org are both great online resources for books.
  - \* Utilize readtheory.org to reinforce reading comprehension.
- Keep a notebook or summer journal of events, ideas, poems, songs or stories.
- Practice neat handwriting.
- Make a creative response to a story that you have read, like:
  - \* Draw a picture detailing the setting and characters.
  - \* Write an alternative ending.
  - \* Act out the story.
  - \* Write a new version of the story by changing any or all of the story elements (characters, setting, problem and solution)
  - \* Feel free to use your own creative ideas.
- Be a pen pal with a family member or friend. Be sure to use correct spelling and sentence structure.
- Take books along on errands and trips.
- Continue to work in your Explode the Code book if you have unfinished pages.
- To practice spelling, see the attached Working With Words sheet for suggestions.

### **Basic Expectations to Review for First Grade Math:**

- Write and identify the numbers 0-120 correctly.
- Master addition and subtraction facts to 20.
- Identify place value of tens and ones.
- Use Read, Draw Write strategy to solve word problems.

**Read** the problem.

**Draw** a picture of the problem.

**Write** the answer as a number sentence (equation) and a word sentence.

### **Suggested Activities for Continuous Review and Reinforcement for Math Skills:**

- Continue to use your Reflex Math, and IXL online resources.
- Empty out a change purse or pocket. Sort and name the coins.
- Look at analog clocks. Tell the time to the hour and half hour.
- Count as high as you can in one minute. Try to reach a higher number each time.

### **Additional Suggestions:**

- Do an Internet search for websites with fun and interactive games to practice basic skills in language arts and math. Key words to type in your search would be free interactive games for kids + the area you want them to practice (math, spelling, etc.) You might need to test a few to find the ones that will be the best fit for your child.
- Please remember that Camp IDS has some great opportunities for academic and enrichment programs (reading, writing and math camps).
- Visit any of the websites on the Anytime Activities link on your child's classroom Canvas page.


We are looking forward to next year and are incredibly hopeful that we will get to return to school in person! Have a wonderful summer!

Sincerely,

The Upper Primary Teachers

# Reading At Home...

## Can Make A HUGE Difference!




### Choose Books That Are At An Appropriate Reading Level For Your Child

- ☐ Use the five finger rule. Open the book to any page and ask your child to read. Put up a finger every time your child does not know a word. If you have put up more than five fingers before the end of the page, this book is too hard for your child.
- ☐ Choose books that match your child's likes and interests.

### Make Reading A Part Of Your Family Time!

Family time is so important... Why not make reading part of this valuable time with your kids? Here are some tips for integrating reading into our daily family activities:


- Read bedtime stories
- Play a board game
- Visit your local library
- Read a recipe and cook something yummy together!
- Create a comfy reading space in your home.
- Put your child in charge of reading the grocery list at the store.



Keep plenty of reading materials in your home: books, magazines, newspapers, and comic books. Children enjoy having a variety of reading materials!




15-20  
minutes is  
plenty for  
a beginning  
reader!




## How To Read With A Beginning Reader:

- Encourage your child to use his/her finger to point to each word.
- Read a sentence and have your child repeat it.
- Take turns reading a sentence each or a page each.
- Talk about the story as you read it. What do you think will happen next? What does this story remind you of? How do you think this character feels?
- Don't be afraid to read the same book again! Repeated reading helps build reading fluency!



## Check For Understanding

- ✓ Start the book by making predictions. What do you think will happen in this story?
- ✓ Ask questions and make comments during the reading process.
- ✓ After reading a book, have your child tell you the events from the story in the correct order.
- ✓ What was the problem in this story?
- ✓ How did the character feel when...?
- ✓ Encourage your child to make connections. Does this story remind you of another book you read, an event in your life, a movie?



## Read Books Online!

There are many fun and interactive websites for literacy.

Here are a few FREE online resources:

[www.starfall.com](http://www.starfall.com)

[www.speakaboos.com](http://www.speakaboos.com)

[www.spellingcity.com](http://www.spellingcity.com)

[www.wegivebooks.org](http://www.wegivebooks.org)

<http://interactivsites.weebly.com>

# WORKING WITH WORDS ACTIVITIES

Use these activities to help your spelling get stronger!

## Font Fun

Type all of your words using different, fun fonts and colors

## Rainbow Writing

Write every letter in each spelling word with a different color of crayon or marker.

## 2 Color Words

Write vowels in one color and consonants with another color.

## Pyramid Words

Write the first letter of the spelling word. Write the first two letters of the spelling word below it. Then write the next three letters, etc.

## Memory Match

Write your spelling words on index cards (make 2 sets) and play "Memory Match" with them.

## ABC Order

Write your spelling words in ABC order. For an extra bonus, put all 15 words in reverse (backward) ABC order.

## Scrabble Spelling

Use scrabble letters to make your spelling words, or play the words in a game of scrabble!

## Play Dough letters

Use play dough to make the letters that spell your spelling words.

## Spellingcity.com

Go to this free site, enter your list and play the games!

## Font Fun

Use your computer to type your words using different fonts.

## Skipping Rope

Spell your words as you skip each letter.

## Syllable Splits

Divide the word into syllables

## Pen Pals

Write a letter using all of the words or as many as you can

## Crosswords

Make a crossword puzzle using all of your spelling words, then give it to a friend to solve



## Upper Primary Summer Reading Suggestions

### I. Purpose:

*Summertime is the perfect opportunity for your child to reinforce and strengthen reading skills and fluency that will support his/her love of reading. With that in mind, here is a list of possible authors for you to refer to that will help support these goals.*

**Our favorite authors:** *To name just a few!*

Ted Arnold  
Jan Brett  
Joseph Bruchac  
Eric Carle  
Joanna Cole  
Marjorie Cuyler  
Roald Dahl  
Tomie DePaola  
Gail Gibbons

Kevin Henkes  
Martin Jenkins  
Suzy Kline  
Leo Lionni  
Arnold Lobel  
Lois Lowry  
Laura Numeroff  
Mary Pope Osborne  
Peggy Parish

Barbara Park  
Dav Pilkey  
Patricia Polacco  
Ron Roy  
Cynthia Rylant  
John Scieszka  
Dr. Seuss  
Janet Stevens  
Chris VanAllsburg

### II. Award Winning Literacy

When choosing books for your child, a suggestion is to look for winners of the Caldecott Medal or Newbery Medal. The John Newbery Medal goes to the author of the most distinguished American novel for children. The Randolph Caldecott Medal goes to the illustrator of the most distinguished American picture book for children.

### III. Unit Connections:

Any books related to the following concepts would be beneficial in supporting our units for the upcoming 2020-2021 school year.

#### Family

- **Central Idea:** The need for change may cause people to immigrate.
  - For Example: Grandfather's Journey by Allen Say and My Two Blankets by Irene Kobald

#### Fairy tales and Folktales

- **Central Idea:** A culture can express its beliefs and values through folklore.
  - For Example: Strega Nona by Tomie dePalao

#### Economics

- **Central Idea:** Businesses contribute to the global economy by providing work and profit.
  - For Example: Caps for Sale by E. Slobadkina

#### American Symbols (flags, monuments, national parks, etc)

- **Central Idea:** A country's symbols represent the values and principles of its people and government.
  - For Example: The Statue of Liberty by Mary Firestone

#### Environment/Ecology

- **Central Idea:** Humans change natural environments.
  - For Example: The Lorax by Dr. Seuss

# Complete Dolch Word List Divided by Level

Pre-primer	Primer	Grade One	Grade Two	Grade Three
<p>a and away big blue can come down find for funny go help here I in is it jump little</p> <p>look make me my not one play red run said see the three to two up we where yellow you</p>	<p>all am are at ate be black brown but came did do eat four get good have he into like must new no now on our</p> <p>out please pretty ran ride saw say she so soon that there they this too under want was well went what white who will with yes</p>	<p>after again an any ask as by could every fly from give going had has her him his how just know</p> <p>let live may of old once open over put round some stop take thank them then think walk were when</p>	<p>always around because been before best both buy call cold does don't fast first five found gave goes green its made many off or</p> <p>pull read right sing sit sleep tell their these those upon us use very wash which why wish work would write your</p>	<p>about better bring carry clean cut done draw drink eight fall far full got grow hold hot hurt if keep</p> <p>kind laugh light long much myself never only own pick seven shall show six small start ten today together try warm</p>